

Finnish Museum Statistics: Figures 2020

Museum.....	1
Museum site.....	1
Figure 1: Share of museum sites by museum type 2020.....	2
Table 1: Share of museum sites by museum type 2020.....	2
Figure 2: Museum ownership 2020.....	2
Table 2: Museum ownership 2020.....	3
Figure 3: Museum visits 2011–2020.....	3
Table 3: Museum visits 2011–2020.....	3
Figure 4: Museum visits by museum type 2020 (museum sites).....	4
Table 4: Museum visits by museum type 2020 (museum sites).....	4
Figure 5: Museum funding 2020.....	4
Table 5: Museum funding 2020.....	5
Figure 6: Museum Expenditure 2020.....	5
Table 6: Museum Expenditure 2020.....	5
Figure 7: Museum Staffing in person years 2016–2020.....	6
Table 7: Museum Staffing in person years 2016–2020.....	6
Figure 8: Number of new exhibitions in museums 2016–2020.....	7
Table 8: Number of new exhibitions in museums 2016–2020.....	7

Museum

In the Museum Statistics, a museum refers to an administrative unit that includes one or more museum sites.

Museum site

A museum site refers to a single site that is regularly open to the public. One museum may manage several museum sites. The information in the Museum Statistics applies mainly to museums. Only the information on visits and opening hours is also available by museum site.

The museum statistics 2020 cover 150 professionally managed museums (administrative units) maintaining 326 museum sites.

[Museum Statistics 2020](#), The Finnish Heritage Agency.

Figure 1: Share of museum sites by museum type 2020

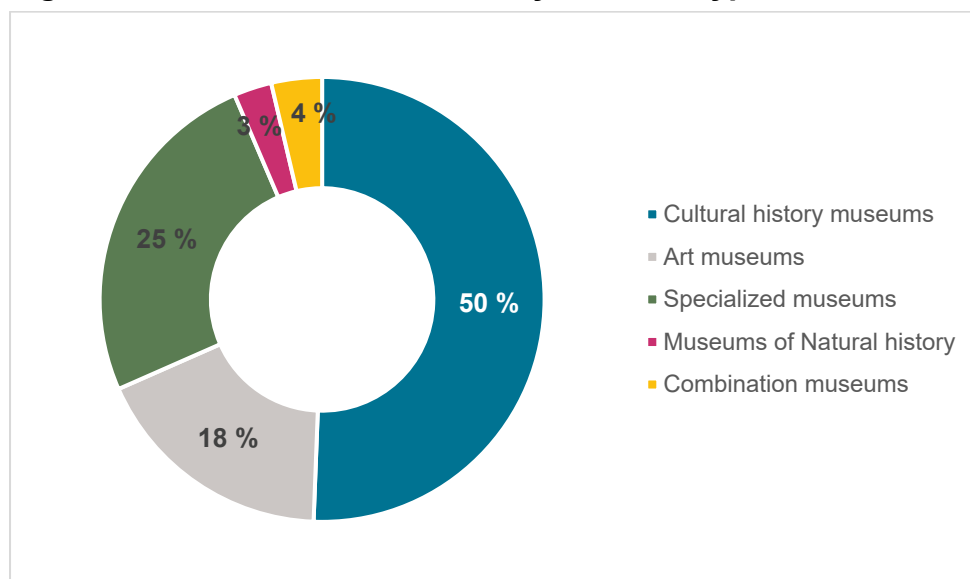


Table 1: Share of museum sites by museum type 2020

Museum type	Museum sites
Cultural history museums	165
Art museums	58
Specialized museums	82
Museums of Natural history	9
Combination museums	12
Total	326

Figure 2: Museum ownership 2020

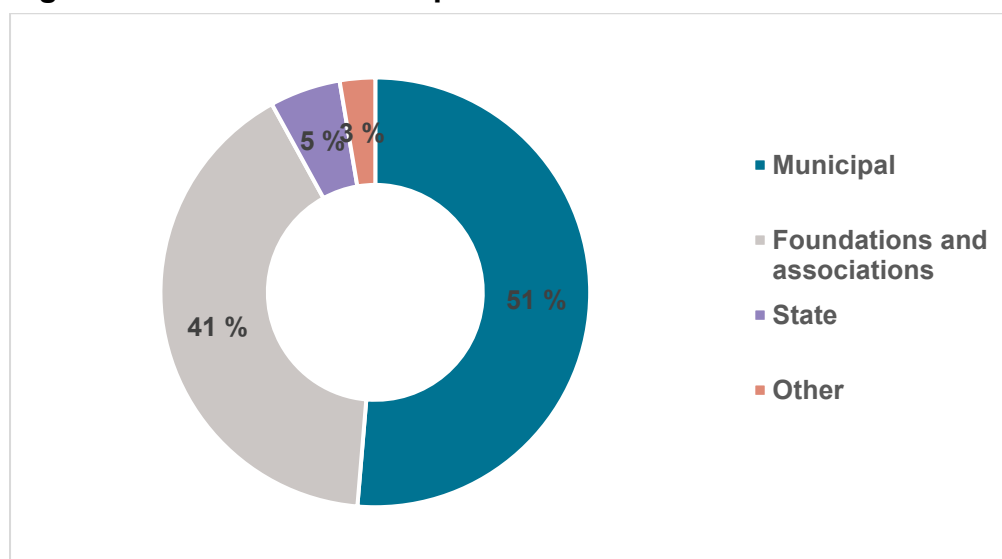
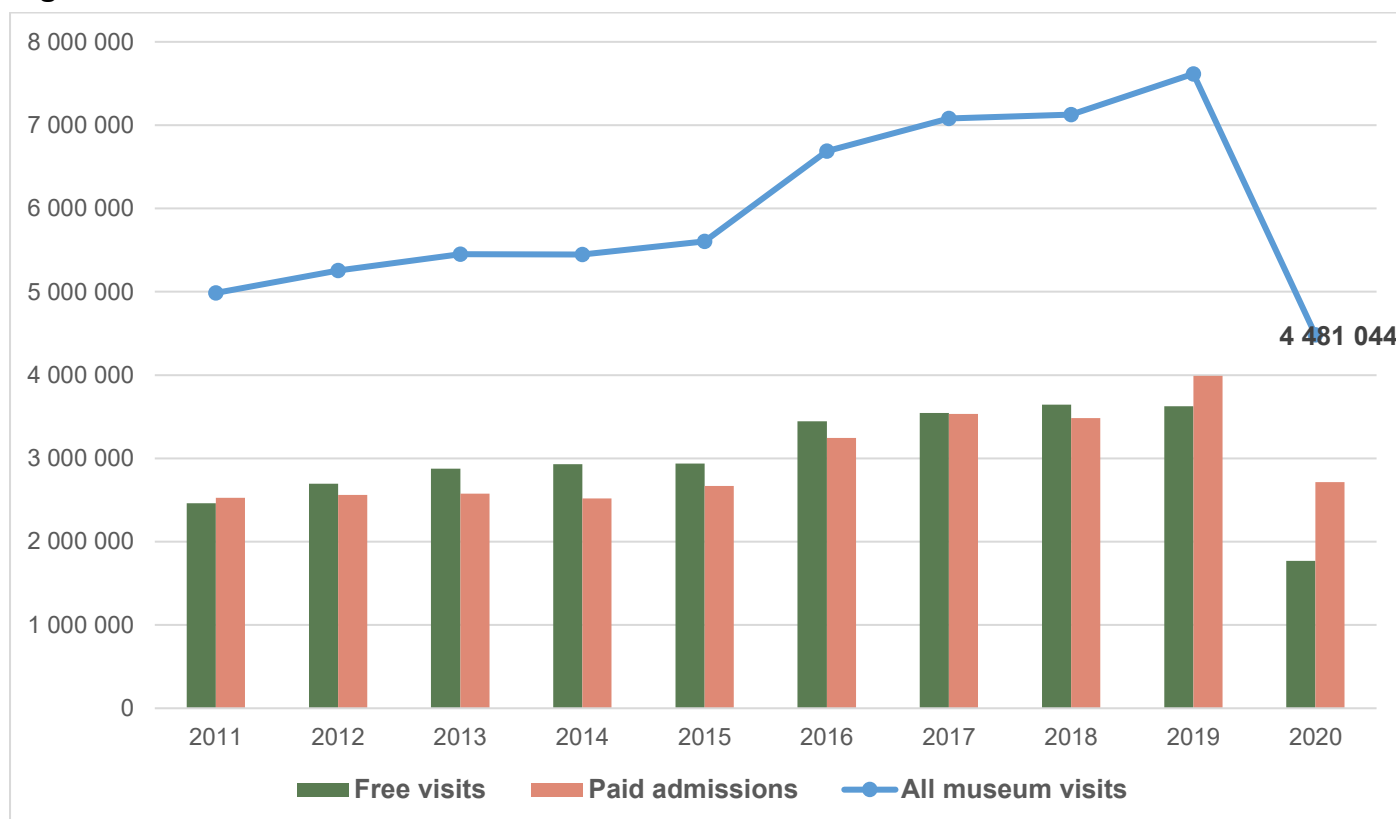


Table 2: Museum ownership 2020

Ownership	Museums
Municipal	77
Foundations and associations	61
State	8
Other	4
Total	150

Figure 3: Museum visits 2011–2020**Table 3: Museum visits 2011–2020**

Year	Paid admissions	Free visits	All museum visits
2011	2 525 187	2 460 230	4 985 417
2012	2 560 461	2 693 710	5 254 171
2013	2 575 893	2 875 742	5 451 635
2014	2 517 475	2 927 993	5 445 468
2015	2 669 530	2 935 844	5 605 374
2016	3 243 726	3 443 343	6 687 069
2017	3 534 578	3 545 341	7 079 919
2018	3 483 325	3 644 188	7 127 513
2019	3 992 433	3 623 800	7 616 233
2020	2 713 087	1 767 957	4 481 044

Figure 4: Museum visits by museum type 2020 (museum sites)

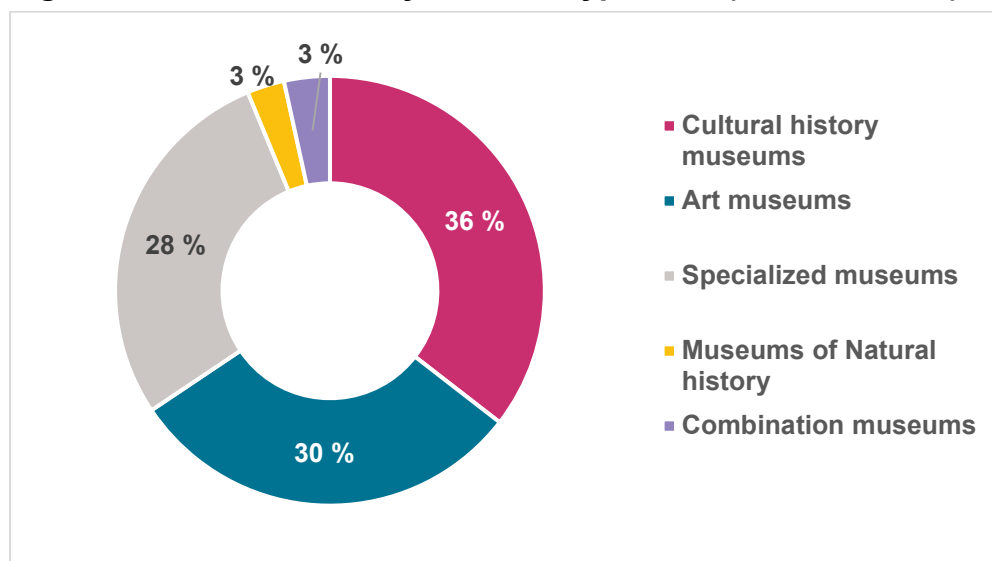


Table 4: Museum visits by museum type 2020 (museum sites)

Museum visits by museum type 2020 (museum sites)	Visits
Cultural history museums	1 590 459
Art museums	1 349 489
Specialized museums	1 260 983
Museums of Natural history	125 918
Combination museums	154 195
Total	4 481 044

Figure 5: Museum funding 2020

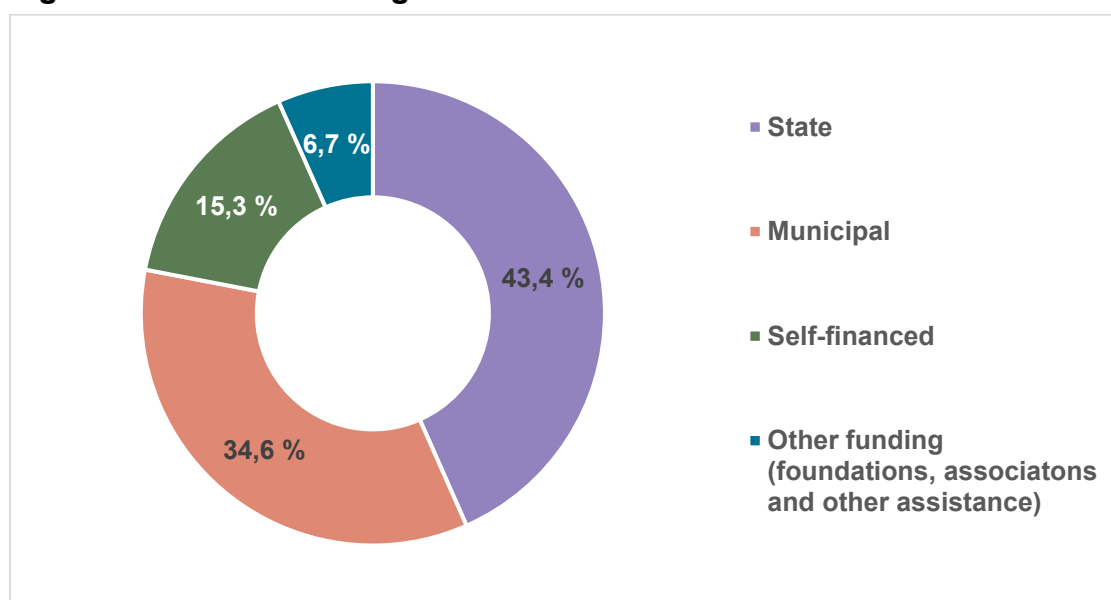
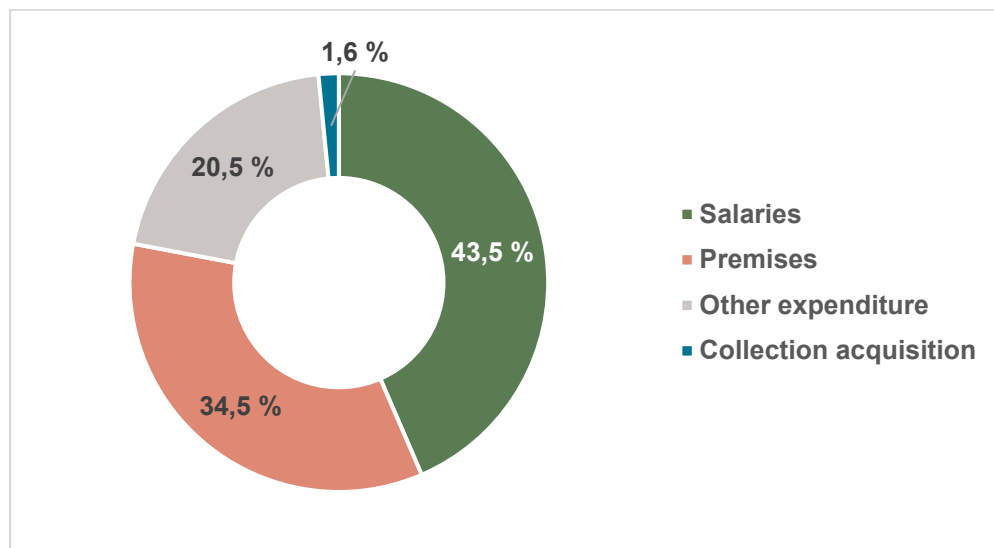


Table 5: Museum funding 2020

Museum funding 2020	Euros
State	113 485 591
Municipal	90 624 658
Self-financed	40 066 698
Other funding (foundations, associations and other assistance)	17 421 382
Total	261 598 330

Figure 6: Museum Expenditure 2020**Table 6: Museum Expenditure 2020**

Museum expenditure 2020	Euros
Salaries	113 845 812
Premises	90 134 188
Other expenditure	53 537 626
Collection acquisition	4 080 704
Total	261 598 330

Figure 7: Museum Staffing in person years 2016–2020

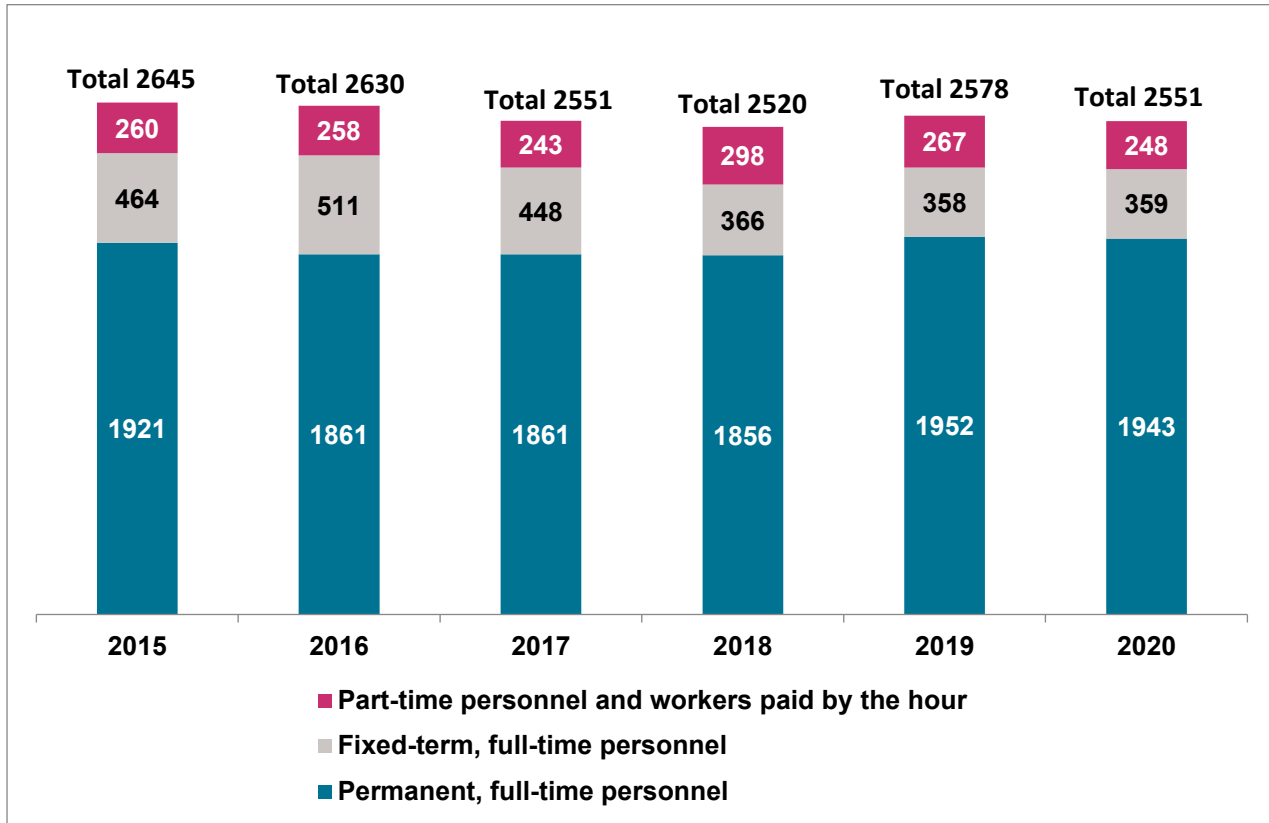


Table 7: Museum Staffing in person years 2016–2020

Year	Total person years	Permanent, full-time personnel	Fixed-term, full-time personnel	Part-time personnel and workers paid by the hour
2016	2630	1861	511	258
2017	2551	1861	448	243
2018	2520	1856	366	298
2019	2578	1952	358	267
2020	2551	1943	359	248

Figure 8: Number of new exhibitions in museums 2016–2020

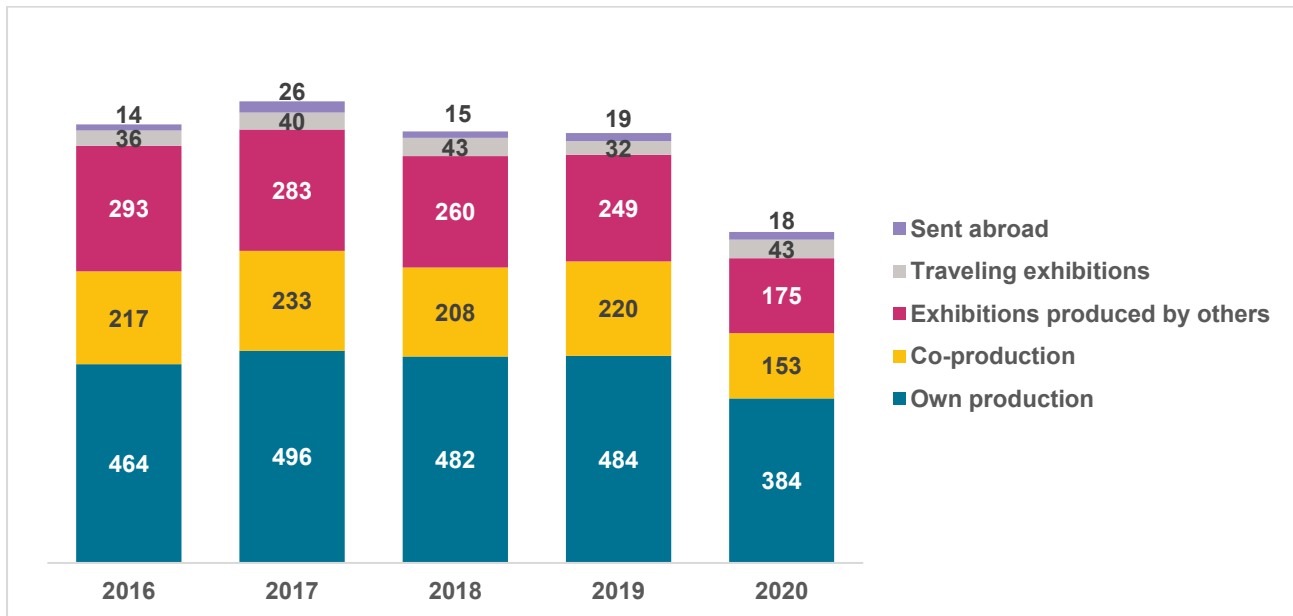


Table 8: Number of new exhibitions in museums 2016–2020

Year	Own production	Co-production	Exhibitions produced by others	Traveling exhibitions	Sent abroad
2013	511	258	306	25	32
2014	522	236	320	41	27
2015	513	235	287	35	19
2016	464	217	293	36	14
2017	496	233	283	40	26
2018	482	208	260	43	15
2019	484	220	249	32	19
2020	384	153	175	43	18



Museovirasto
Finnish Heritage Agency